


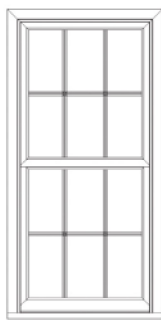
Variable Transom Drop Positions available to all windows

# The Classic & Authentic Collection – Styles

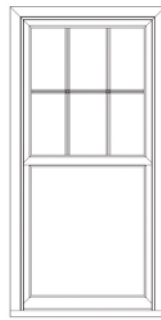
Classic and Authentic Collection Sash Windows can be manufactured in just about any style or shape you require, please ask if the design you require is not shown.



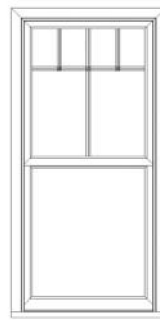
NON-BAR



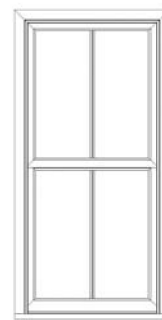
GEORGIAN



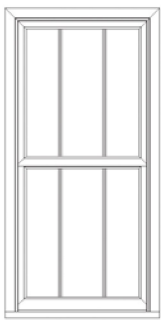
HALF GEORGIAN



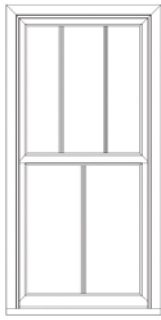
GEORGIAN VARIANT



CENTRE BAR  
A Late Victorian Form



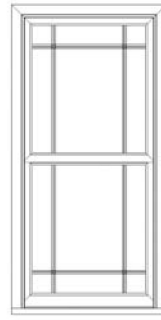
THREE LIGHT  
A Victorian Cottage Style




ASYMMETRIC



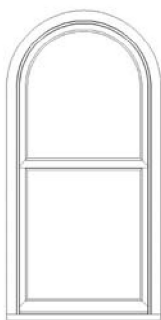
OFFSET THREE LIGHT  
Variation of Victorian Cottage Style




MARGIN  
A Regency Pattern




FIRE EGRESS A



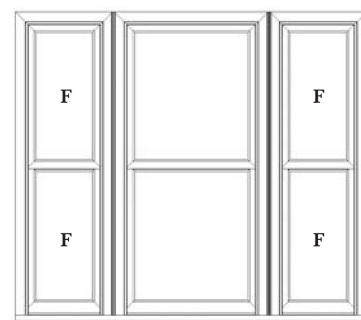
TRUE ARCH



SWEPT HEAD  
For Individual Character



COUPLED STYLE 2



COUPLED STYLE 3